



## IGW500-100 Series


### Internet Gateway Datasheet

## Overview

IGW500-100 series is a multi-service internet gateway developed by Maipu Communication Technology Co., Ltd. It has powerful functions which integrated intelligent routing, PoE switch, wireless control, accurate flow control, anti-attack, Internet behavior management, IPSec VPN, local portal authentication features in one box, and supports docking with Maipu cloud platform to realize remote operation and maintenance and centralized management. It well meets the comprehensive customer requirements such as office, hotel, restaurant, entertainment, chain store and other scenarios.

The converged internet gateway can centrally manage Fit AP and wireless client, providing rich service types. The new-generation IGW500-100 series internet gateway has the advantages of high-performance, full-integrated, high-service integration, high-reliability and high-security, and fully meets the needs of customers in various industries for the complete integration of wired and wireless networks. The unified management of IGW500 makes the WLAN network easy to manage and maintain to meet the deployment needs of various services.

IGW500-100 series internet gateway has rich software features, which can provide wireless users with load balancing, auto fault recovery, intelligent RF management, fast roaming and other functions. In addition, the web configuration interface can be used for convenient configuration and deployment without the complex operation of the traditional command line. The maintenance personnel can complete the configuration in only few minutes.

Model Name	Specification
 <b>IGW500-100</b>	<ul style="list-style-type: none"><li>● 5*10/100/1000M Base-T</li><li>● Fixed one AC Power</li><li>● USB2.0 Port</li><li>● Max AP Management: 32</li></ul>
 <b>IGW500-100-P</b>	<ul style="list-style-type: none"><li>● 5*10/100/1000M Base-T</li><li>● PoE: 55W</li><li>● External PoE Power Adaptor</li><li>● Max AP Management: 32</li></ul>

# Key Features

## All-in-one integrated gateway, helping customers save investment

It integrates the functions of router, PoE switch, AC wireless controller, behavior management, basic firewall and local authentication. Multiple devices are integrated into one device, greatly reducing the workload of operation and maintenance, realizing rapid fault location and simplifying the difficulty of management. One device can create a set of solutions and reduce the investment cost.

## Wireless user authentication

The built-in web portal service provides local authentication services and can quickly and easily build security wireless network. It can also be connected to an external portal server to easily realize a variety of authentication types including Portal, PSK, WPA3, 802.1X and OPEN methods.

## Friendly web configuration wizard, which can be learned in only few minutes

It provides a highly user-friendly web configuration interface and configuration wizard to help network administrators complete the device configuration and maintenance with the highest efficiency, which can be easily done with a little work.

## Intelligent AP management technology, AP zero configuration, plug and play

In the fit AP application mode, the zero-configuration fit AP can be found and automatically connected to the converged internet gateway through the L2/L3 network. The converged gateway can configure, operate and manage the fit AP. It supports rich L2/L3 functions, and forms the management and monitoring of fit AP through the networks.

## Intelligent auto roaming technology does not require terminal re-authentication

When wireless users roam in the network, through the sharing of users' IP, authentication, authorization and other information, users can span the whole wireless network, effectively ensure users' mobility and security, keep the status of IP, authentication and authorization unchanged, and users can enjoy fast data 802.11K/V and PMK Caching fast roaming services.

## Smooth network upgrade, protecting user investment

It has extremely high MAC address capacity and hardware routing table capacity which can fully meet the networking requirements under various complex network environments. It can be deployed with gateway mode or bypass mode, users can realize seamless, safe and fast wireless network deployment on any existing L2 and L3 network without interrupting the operation of the current network, making the network easy to upgrade smoothly and taking into account the early investment.

## Intelligent configuration management, reducing user maintenance and management

Based on the advanced intelligent management and control concept, it can provide auto software upgrade and auto configuration distribution for its controlled APs, and support managing the converged gateway remotely via the cloud management platform, which greatly reduces the cost and difficulty of device deployment and network maintenance.

## Rich wireless functions, smooth transition to Wi-Fi6 network

The system provides more comprehensive wireless services: auto channel allocation, auto adjustment of AP transmission power, load flow balancing, fast roaming, pre authentication, etc. At the same time, users can flexibly configure QoS policies according to different applications to ensure the optimal operation of the network. The system supports the traditional AP access of 802.11a/b/g/n/ac/ax to provide users with higher bandwidth guarantee.

## Technical Specifications

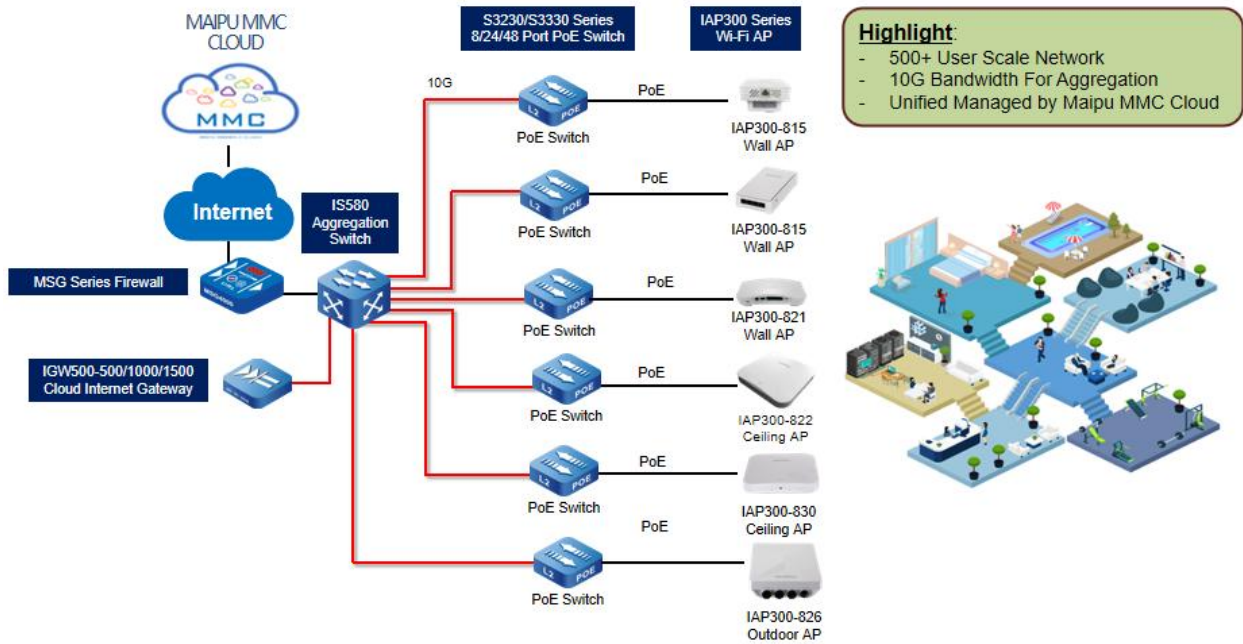
Model	IGW500-100	IGW500-100-P
Hardware Specifications		
Flash	256M	256M
Memory	512M	512M
Physical Ports	5*GE RJ45	5*GE RJ45
PoE Enable	N/A	Including 4*PoE Port (55W)
Recommend Managed APs	Gateway mode: 16 Units	Gateway mode: 16 Units
	Controller mode: 32 Units	Controller mode: 32 Units AP
Power Supply	AC Power Supply	External PoE Power Adaptor
Dimension (W×D×H)	440×208×44mm	190×100×28mm
Anti-Lightning	4KV	
Anti-Static	4KV	
Temperature	Work temperature: 0-45°C	
	Storage temperature: -40-70°C	
Humidity	Work humidity: 5-85%, no-condensing	
	Storage humidity: 5-95%, non-condensing	
Software Specification		
Gateway Settings	Dynamic IP, Static IP And PPPoE, Multiple WAN, VLAN, Static NAT, Dynamic NAT, Port Mapping, IPV4/IPV6 DHCP Server, DNS, IPSec VPN, Link Detection, PBR	
Wireless Features	CAPWAP, High Availability, AP Upgrading, Manual and Regular AP Restarting, Limit Numbers of Access Clients, Restore AP, AP Status Monitoring, STA Status Monitoring, Load Balancing Between RF(2.4G & 5G), Load Balancing Between Wireless Clients, Manually/Automatically Work Channel Setting, Manually/Automatically Transmission Power Setting, Manually 20/40/80/160mhz Channel Bandwidth Configuration, Manually/Automatically Channel Optimization, L2 Roaming, SSID Hidden, STA Isolation Within VLAN, RF Scheduled ON and OFF, STA Blacklist MAC & Whitelist MAC, Bandwidth Limitation Based On AP Group, Bandwidth Limitation Based On Service Name, Downlink/Uplink Bandwidth Control, AP Escape, Flood Attack Detection, Fast Roaming(802.11K/V and PMK Caching), Scan & Anti-rogue, STA IPv4/IPv6 Service, ARP Proxy Answer	
Authentication Management	Open, PSK, 802.1X, Local Portal (Online Terminals, Effective Online Duration, Local Password-free Authentication, Customize Web Authentication Page/Built-In Authentication Page Template, Free Access Resources), External Portal, WPA-Personal, WPA-Enterprise, WPA2-Personal, WPA2-Enterprise, WPA3-Personal, WPA3-Enterprise	
Security Function	App Filtering, URL Filtering, Keyword Filtering, Mail Filtering, File Type Filtering, Behavior Record, Access Control, Connection Limitation, IP Access List, Time Rule List	
Attack Protection	Flood Attack, Single Packet Attack, Network Scan Attack, Sources Address Spoofing, Network Access Blacklist	
Device Management	Web, PING, Tracert, Packet Capture, Cloud, SNMP, NTP, Configuration Backup and Restore, Factory Reset	

# Order Information

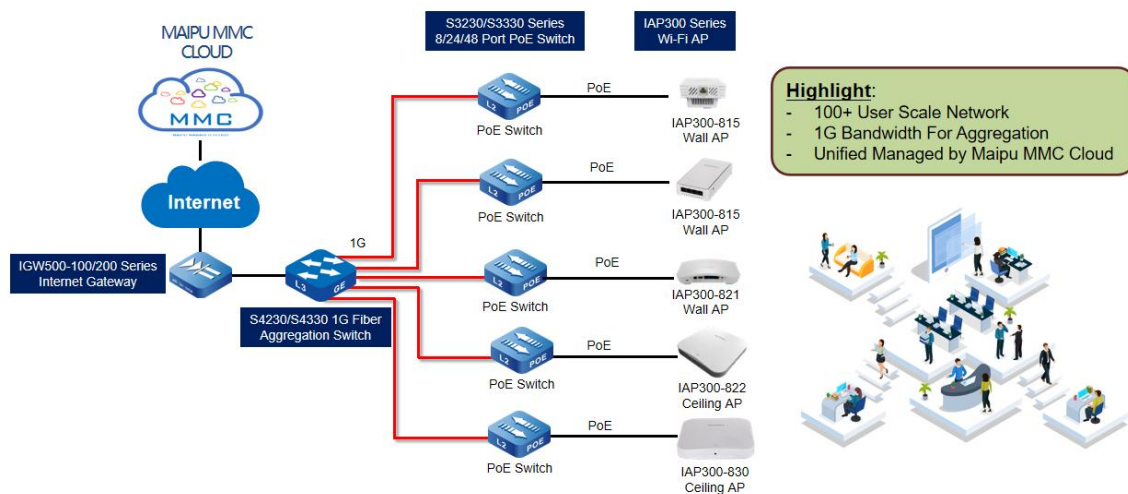
Model	Description
IGW500-100 Series Internet Gateway	
IGW500-100	IGW500-100 internet gateway, integrated Routing, Switching, Security, Access Controller in one box, 5*1000M Base-T interfaces (Controller Mode: 32 Units AP; Gateway Mode: 16 Units AP)
IGW500-100-P	IGW500-100-P internet gateway, integrated Routing, Switching, Access Controller in one box, 5*1000M Base-T interfaces (including 4*1000M PoE Interfaces) (Controller Mode: 32 Units AP; Gateway Mode: 16 Units AP)

# Application Scenario

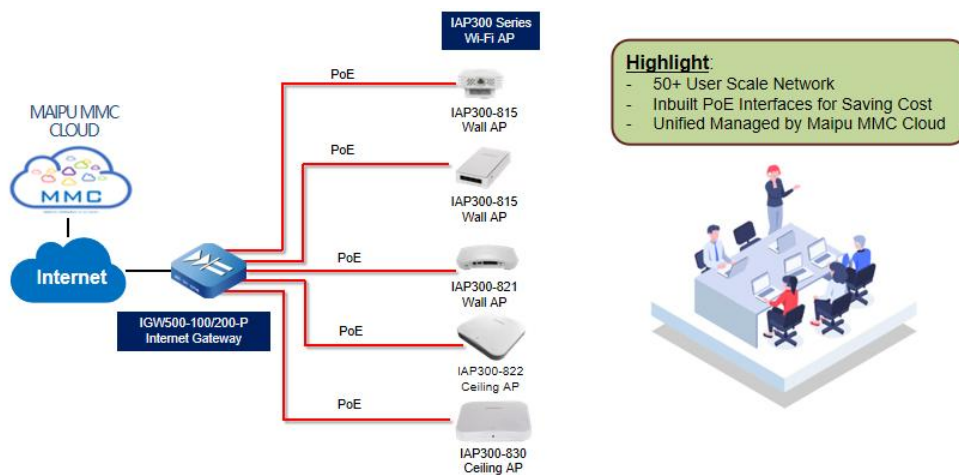
## Scenario One: Medium-Sized Networking



## Scenario Two: Branch Networking



## Scenario Three: Small Office Networking



# MAIPU

## MAKE IT INTELLIGENT

MAIPU

All rights reserved. Printed in the People's Republic of China.

No part of this document may be reproduced, transmitted, transcribed, stored in a retrieval system, or translated into any language or computer language, in any form or by any means, electronic, mechanical, magnetic, optical, chemical, manual or otherwise without the prior written consent of Maipu Communication Technology Co., Ltd.

Maipu makes no representations or warranties with respect to this document contents and specifically disclaims any implied warranties of merchantability or fitness for any specific purpose. Further, Maipu reserves the right to revise this document and to make changes from time to time in its content without being obligated to notify any person of such revisions or changes.

Maipu values and appreciates comments you may have concerning our products or this document. Please address comments to:

*Maipu Communication Technology Co., Ltd*  
Maipu Mansion, No.16, Jiuxing Avenue  
Hi-Tech Zone  
Chengdu, Sichuan Province  
P. R. China  
610041  
Tel: (86) 28-65544850,  
**Fax:** (86) 28-65544948,  
**URL:** [http:// www.maipu.com](http://www.maipu.com)  
**Email:** [overseas@maipu.com](mailto:overseas@maipu.com)

All other products or services mentioned herein may be registered trademarks, trademarks, or service marks of their respective manufacturers, companies, or organizations.



**FACEBOOK**



**LINKEDIN**